

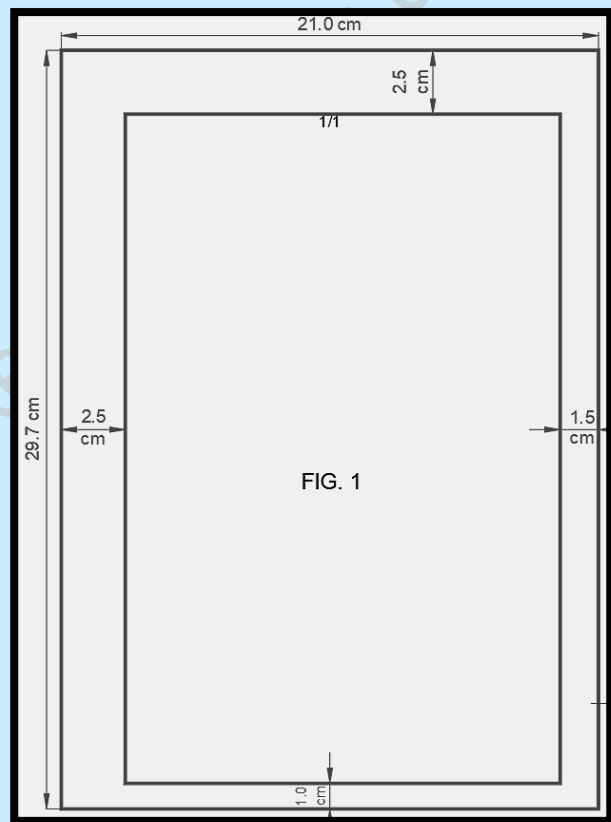
United States (USPTO)

General Requirements

Sheet Size: Drawings must be on A4 size paper (29.7 cm x 21 cm).

Margins: Minimum margins are 2.5 cm (top), 2.5 cm (left), 1.5 cm (right), and 1.0 cm (bottom).

- » **Line Quality:** Drawings must be executed in black, uniformly thick, and well-defined lines. Color drawings are not acceptable.
- » **Text:** Drawings should not contain text except for a single word or words when necessary.
- » **Grouping:** Whenever applicable, figures must be grouped on a sheet without waste of space, preferably in an upright position.
- » The number of each sheet should be shown by two Arabic numerals placed on either side of an oblique line, with the first being the sheet number and the second being the total number of sheets of drawings (e.g., 1/5, 2/5).
- » Figures should be arranged on the sheet without wasting space, preferably in an upright position.
- » If the figures are not arranged upright, they should be presented sideways with the top of the figures at the left side of the sheet.

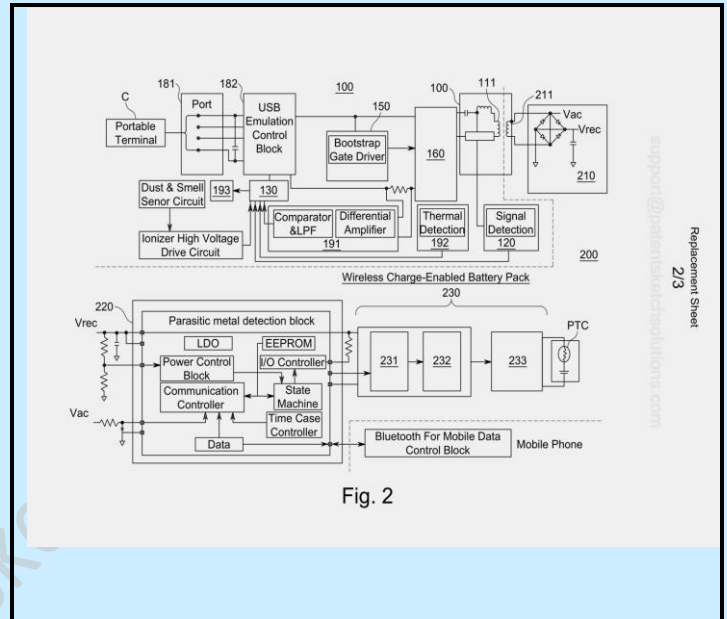


Flow Sheets and Diagrams:

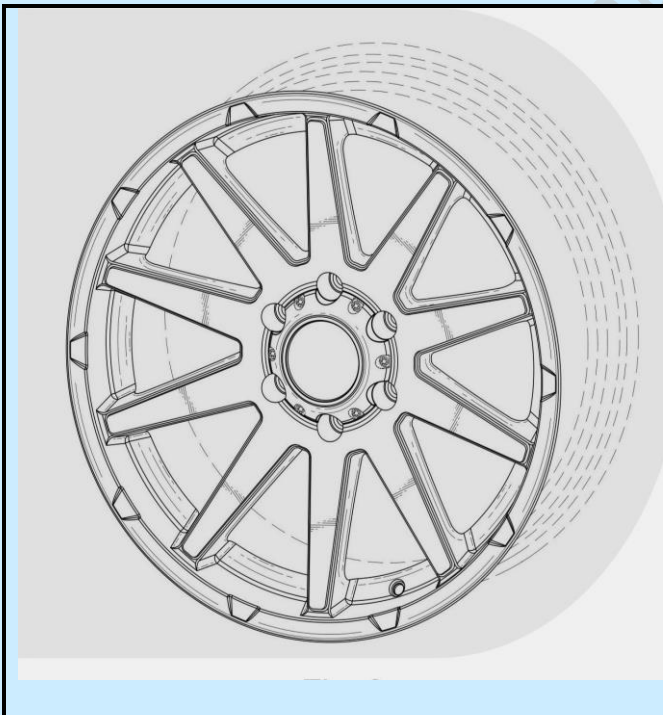
- » These are considered drawings and must adhere to the same requirements.
- » Connectors: Use on-page and off-page connectors to maintain clarity in flow charts.

Reference numerals

- » **Sub-components:** Use xxxA, xxxB, etc., where xxx corresponds to the reference numeral of the enclosing system.
- » **Placement:** Reference numerals within a box must be underlined>. When using arrows or reference lines, they must touch the components.
- » **FIG. X** – with Font size 14; Preferably Font style - Arial



Design Patent Illustrations



VIEWS

Multiple views are required to disclose the design, including fully

- Top view
- Bottom view
- Left side view
- Right side view
- Front view
- Back view
- Perspective view

Exploded Views: *Permissible to show the relationship or order of assembly of various parts, with the separated parts embraced by a bracket.*

- » **Solid Lines:** Represent the claimed design features.
- » **Broken Lines:** Indicate unclaimed features or environmental structures not part of the claimed design.
- » **Surface Shading:** Required to show contours and character of the surfaces. Shading helps to define the shape and contour of the design and is essential for clarity and approval.
- » **No Text:** Descriptive text, dimensions, or measurements should not be included on the drawings.
- » <https://www.uspto.gov/web/offices/pac/mpep/s1825.html>

INDIA (Indian Patent ACT)

Page Size & Margins

Page Size: A4.

Margins: 4 cm on the top and left, 3 cm on the bottom and right.
File Name: Use the same name as the project code or project name for the pdf file.
FIG. X –with Font size 14; Preferably Font style - Arial

DRAWING REQUIREMENTS VIEWS

Multiple views are required to disclose the design, including fully

Top view
Bottom view
Left side view
Right side view
Front view
Back view
Perspective view

➔ Prohibited Views: Exploded views are explicitly not allowed.

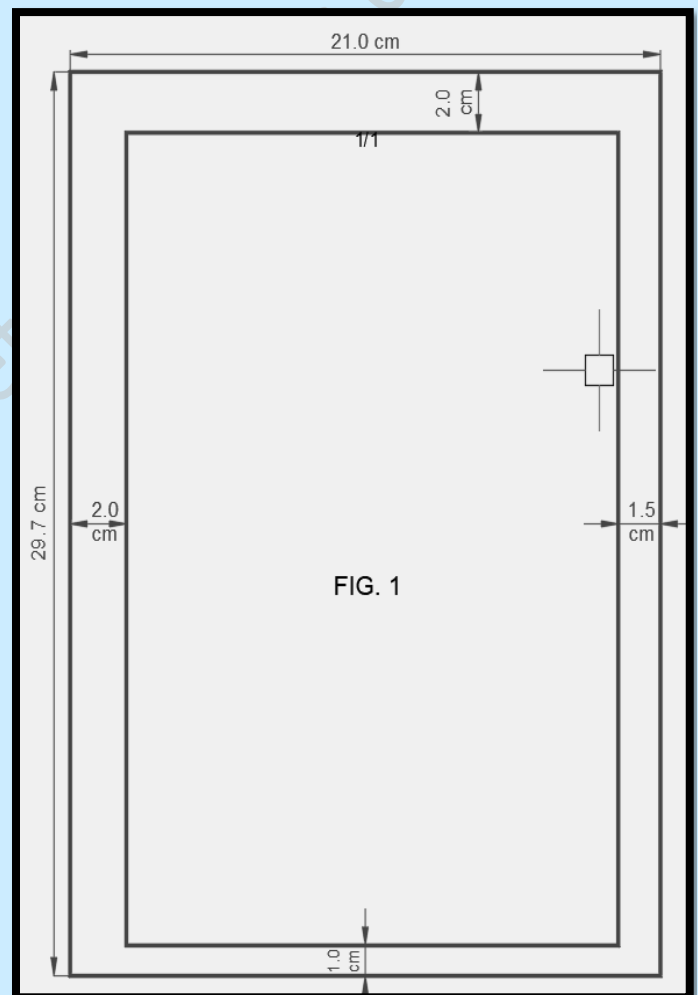
LINES

- » **Solid Lines:** Represent the claimed design features.
- » **Broken Lines:** Indicate unclaimed features or environmental structures not part of the claimed design.
- » **Surface Shading:** Not explicitly required. The focus is on clear and neat drawings that accurately represent the design without the need for shading techniques.
 - » **No Text:** *Descriptive matter is not allowed on the drawings except in flow diagrams.*

United Kingdom (UKIPO)

General Requirements

- » Sheet Size: Drawings must be on A4 size paper (29.7 cm x 21 cm).
- » Margins: Minimum margins are 2.0 cm (top), 2.0 cm (left), 1.5 cm (right), and 1.0 cm (bottom).
- » FIG. X – with Font size 14; Preferably Font style - Arial
- » Drawing Requirements
- » VIEWS
 - » Multiple views are required to disclose the design, including fully
 - » Top view
 - » Bottom view
 - » Left side view
 - » Right side view
 - » Front view
 - » Back view
 - » Perspective view
 - » Solid Lines: Represent the claimed design features.
 - » Broken Lines: Indicate unclaimed features or environmental structures not part of the claimed design.



- » Surface Shading: Required to show contours and character of the surfaces. Shading helps to define the shape and contour of the design and is essential for clarity and approval.
- » No Text: Drawings should not contain text, measurements, or other technical information.

Link: <https://www.gov.uk/guidance/formalities-manual-online-version/chapter-5-the-drawings>



Patent Sketch Solutions | Patent Drawing

Professional Patent Drawing Services

support@patentsketchsolutions.com
+91-892-092-9211
patentsketchsolutions@gmail.com

support@patentsketchsolutions.com